



### District Report Card: 2017


<b>State:</b> Jharkhand	<b>District:</b> Pakaur
<b>Class:</b> 8	<b>Subject:</b> Language
<b>Schools:</b> 49	<b>Students:</b> 1056


### Participation/Coverage


#### Students

<div>GENDER</div> <div></div>	Boys				Girls			
	Number		%		Number		%	
	530		50.19		526		49.81	

<div>AREA</div> <div></div>	Rural				Urban			
	Number		%		Number		%	
	924		87.50		132		12.50	

<div>CATEGORY</div> <div></div>	SC		ST		OBC		GEN	
	Number	%	Number	%	Number	%	Number	%
	52	4.92	251	23.77	704	66.67	49	4.64

<div>CWSN</div> <div></div>	LD	VI	HI	S&LD	ID	Oth
	4	3	2	0	2	9

<div>Management</div> <div></div>	Government			Government-aided		
	Number		%	Number		%
	1032		97.73	24		2.27

### Average Performance of Students in Language (%)

Overall	Gender		Area		Management		Social Group			
	Male	Female	Rural	Urban	Govt.	Aided	SC	ST	OBC	GEN
66.28	64.83	67.73	66.61	63.94	66.61	51.94	66.15	63.61	67.36	64.49

### Performance on Learning Outcomes (LOs)

Learning Outcomes	Description	Average Performance(%)
L813	Read textual/non-textual materials with comprehension and identifies the details, characters, main idea and sequence of ideas and events while reading	66.28

Range of Performance of Students who Answered Correctly							
Below 30%		30% - 50%		50% - 75%		Above 75%	
Number	%	Number	%	Number	%	Number	%
71	6.72	191	18.09	379	35.89	415	39.30

### Lowest Performing Learning Outcomes (LOs)

1 - Read textual/non-textual materials with comprehension and identifies the details, characters, main idea and sequence of ideas and events while reading (66.28)